

CONTENTS

10 PLUS 9	1
10 PLUS 8	2
TWELVERY	2
YES NO 22 11	4
LOVELY LADY	5
NINENDS	7
TRIPLE TURNOVER NINE	10
TRIPLEVENT	12
SYMBOLIKIN	13
1 2 3 4 TEST	14
SIX DESCENDING	16
76 DESCENDING	17
87 DESCENDING	20
98 DESCENDING	23
ELEVENINE	24
PILOCOINS	25
MORE PILOCOINS	26
PILOCOINS AGAIN	28
PILOCOINS COMBINED	29
SIXTH SENSIBILITY	30
SUBJECT SEVEN	31
MARRIAGEM	35
QUAD PILES	36
ONE FIVE NINE	37
LEFTOVERS 12	38
LEFTOVERS 9	39
LEFTOVERS 15	41
LEFTOVERS MIX	42
LEFTOVERS 18	43
LEFTOVERS REDUCER	45
DIELISICIOUS	46
QUADIELISIOUS	49
SPLITIELISIOUS	51
DIELIERIOUS	52
WHAT'S BENEATH	53
WHAT'S ON THE BOTTOM	54
ADDIE	56
SUBTRACDIE	56
MULTIDIE	57
ROYAL DOUBLE DOWN UNDER	59
TWENTY FOUR	60

v

BENINE	62
BETWELVE	62
BETEN	63
BENINETHIRTEEN	64
BESURPRISED	65
TOP BOTTOM	67
TOP OR BOTTOM	68
ACE N TEN	69
BOOK PAGE LINE	70

Matchalot By Howard Adams
 Leaping Lizards Magic.com Free Sample
 Copyright, 2008

BOOK PAGE LINE WORD	71
TEN SIX TWO	72
TEN SIX TWO ACE	73
TEN FIVE	74
EIGHTWO	75
EIGHT FOUR TWELVE	77
PLUS AND MINUS	78
SEVEN FIVE	79
SIX ACE	80
SIX TWO	81
EIGHT EIGHT	82
ELEVEN TWENTY TWO	83
MEGA DOWN UNDER	84
22 IS IN	86
ALL DESIGNS MATCH	86
ONLY FOUR	88
PRETENS	89
THREE MUSKETEERS	90
21 TO 12	91
12 OR 21	92
12 AND 56	93
EZ 56	94
ALL CARDS BE SAME	95
PENNIES AND DIMES	97
DIRECTSUMS	98
DIRECTSUMS SHORT	100
NEWNINE	100
EJECTEN	101
NEWNINE FOURTEEN	102
LITTER OF TEN	104
TRIO TOSS TOTAL	108
TRIO 345 TOTAL	109
23 VERSUS 32	111
DOTS AND DICE	112

vi

SINGLE CROSSOUT PREDICTION	113
DOUBLE CROSSOUT PREDICTION	114
TRIPLE CROSSOUT PREDICTION	116
ADD TO PRINCIPLE	118
ADD TO SPLIT	119
ADD TO 22	121
PINNACLELEVENS	122
FOUR FOUR YOU	123
HILO PREDICTION	124
LOWEST PREDICTIONS	126
COMPLETE THE PREDICTION	126
COMPLETE ANOTHER PREDICTION	127
SIMPLE WISH	129
DBL THE TEN	130
DBL THE NINE	131
DBL THE THIRTEEN	133
QUARPEN	134

Matchalot By Howard Adams
Leaping Lizards Magic.com Free Sample
Copyright, 2008

NINE TWINS	135
TOGETHER TWINS	137
TOGETHER ELEVENS	138
TOGETHER TWOS	139
NINE AND DINE	140
COFEEFFECT	142
FAST FOOD FORWARD	143
FANCY FOOD FORWARD	145
TWENTY EIGHT	147
THREE SIXPAKS	147
332211	149
RAMASEELEVEN	151
COMPACKET COMPUTER	152
ANTI-PREDICTIONIFTY	154
ANTI-PREDICTIONIFTWO	156
LIE FALSE	158
NO LIES	159
NO NO NINETTE	160
NO NO FIFTEEN	161
LADY MAN MATH	163
PRE-DIC-TION	165
PRE-DIC-TION-2	167
U2 KANDU 22	168
PREDICT THE FLIP	169
DISCARDECEPTION	171
TULEFTA TEACHES CLEOPATRA	172

vii

BLACK MINUS RED	173
FOURFIVE	174
FIVETWO TWOTWO	175
QUEEN KING ACE	177
TULEFTA TEACHES AGAIN	178
TULEFTA TEACHES MORE	179
SIMPLE THREE	181
SIMPLE FOUR	182
SIMPLE SEVEN	183
SIMPLE TRIPLE MINDS	184
SIMPLE TEN	185
TOO SIMPLE TWO	186
TWELVERLASTING	188
ALIKE	190
PAT ORACLE	191
ADDITU SUBTRACTU	193
ALLEVENS	195
SIX COINS	197
POINTOMORE	198
ELIMINEIGHT ONETWOEIGHT	200
ESP COVERUP	201
TWELVENTURE	202
LUF0BESP	203
SIMPLE 12-141	206
SIMPLE 12-222	207

Matchalot By Howard Adams
Leaping Lizards Magic.com Free Sample
Copyright, 2008

SIMPLE 18-108	209
SIMPLE 18-189	211
NINE TO PALM	212
ONE TWO FOB	213
ONE TWO FOB PLUS	214
ONE THREE FOB	216
ONE THREE FOB PLUS	216
SATURDAY MATINEE	218
444U	220
TRININE #1	222
NINE FOURU	223
EACH PAIR WILL MATE	225
DOLLARMATH	227
MOREDOLLARMATH	228
ESP DOLLARMATH	229
TIME OF DAY	231
TAFU	232
NINE FORU	233

viii

TRININES #2	235
YARDSTICK PREDICTION	237
ACE TWO TWELVE	238
CARDISCARD	240
ONE IN THREE	241
MAN IN THREE	242
LADY IN THREE	243
SHARE A PREDICTION	244
SHARE ANOTHER PREDICTION	246
TRININE #3	247
RIM 26	250
TURNTWOCUT PRINCIPLE	251
ALL TOTAL NINE AGAIN	253
SIXTEEN SIX	254
ADJACENTTWO TWENTYTWO	255
PENQUADIM	257
QUAPEN	259
MAKE YOUR OWN THRICE	260
TRININE #4	264
SOCIAL SECURITHREE	265
9-27-18	268
EXPRESS 9-18	270
EXPRESSIX	272
PENDIM PREDICTION	275
ACE 135	276
SHORTOSSES	278
MATCHEMORE	282
TRININE #5	283
EZ GAMBLE	286
HOPE I WIN	287
LES CENS WILL MATCH	288
I'LL WIN	289
DEVIL DOWN BELOW	290

COINS WITHOUT CARDS	291
I'LL BUILD WORD	294
EIGHT CARD SHUFFLE	296
TRININE #6	297
DIAL THE DEVIL	300
FIFTEENISH	302
EIGHTEENISH	305
PICK SAME CARD	309
MAGNIFICENTENS	310
TRINTY SIX	311

ix

2222	313
333	315
TRININE #7	316
SOLAR SYSTEM SYMBOLS	319
MAGIC SQUARE MEDIUMETTE	321
NINETTE QUARTETTE	322
TENETTE TRIPLETTE	323
TRIPLEIGHT DOWN UNDERS	324
TRIPLICIDENTICAL	328
TRI-FI-MI	329
TRI-DU-MATCH	331
TRININE #8	332
SELECTHEM	334
TRIPLETOUCH	335
TRIPLETWONE	336
THREE CARDS MATCH	338
TRIPLE SYMBOLS MATCH	339
DOUBLE DOUBLE TRIPLE	341
MATCH MATE REPLICA	342
MAGNIFIVECENT	344
TRININE #9	346
LTTMA	349
LET'S MATCH SYMBOLS	351
REPLICANDU	352
DUPPLICANDU	354
COPYCANDU	355
LADY'S CHOICE MAN'S CHOICE	357
THIRD PARTY'S CHOICE	358
BOOK DOWN UNDER	360
MEGANINES	361
PAIRS WILL MATCH EACH OTHER	364
THREE PAIRS MATCH	365
THREE SYMBOLS MATCH	366
PREDICTIONINEIGHTEEN	368
ESPORMATCH	370
PICK YOUR MIND	371
ASTOUNDU	373
PRESENTING PREDICTION TRIPLETS	375
PERFECTING PREDICTIONS	379

Matchalot By Howard Adams

Leaping Lizards Magic.com Free Sample
Copyright, 2008

10 PLUS 9

You make a prediction on the back of a card. This prediction comes true. You then use the value on the face of this card to complete a second prediction. Stack 9 different cards of mixed suits in descending order-9-8-7-6-5-4-3-2-A. The 9 is the top card of the face-down stack resting on table. ACE counts as one. A mouth-up glass and a marking pen are also needed.

TO BEGIN - LADY cuts packet, completes the cut, picks packet up and holds it face down in dealing position. To select a prediction card at random, LADY notes the value of the top card of packet and places it back (face down) on top of packet. She moves that number of cards, one at a time, from top to bottom of packet. For example, if the value of the noted card is a 5, she would move 5 cards, one at a time, from top to bottom of packet.




Fig. 1

LADY then removes the top card (9) of packet and gives it to you. On the back of this card draw the prediction number 10 as in Fig. 1 and place it across the rim of glass with the prediction 10 facing up. From the top of her packet LADY deals all the cards, one at a time and alternately, (L, R, L, R, etc.) into 2 face-down piles onto table. LADY picks up left pile and holds it face down in dealing position, and MAN picks up right pile and holds it face down. Point to the prediction number 10 on card on rim of glass. LADY spells T-E-N aloud, moving a card from top to bottom of packet as each letter is recited. She removes the top 2 cards (8 and 2) of packet and tosses them face down onto table. She is left holding 2 cards (6 and 4). She reveals them, totals their values and calls out the total 10, which matches your prediction 10 on card on rim of glass. You turn over the tossed pair (8 and 2) on table, and they will also total to 10.

You now direct your attention to MAN. Turn your prediction 10 over onto rim of glass so it is face up, revealing a new prediction, namely the number 9. Likewise MAN turns his packet over onto his palm so packet is face up. Point to the 9 on rim of glass. MAN spells N-I-N-E aloud, moving a card from top to bottom of packet as each letter is recited. He removes the top card of packet and discards it to you. You promptly place this card in your pocket. Man is left holding 3 cards (A-5-3). He totals their values aloud, and calls out the total 9, which matches your prediction 9 on card on rim of glass.

10 PLUS 8

This is a double prediction based on the previous 10 PLUS 9 principle. Stack 9 different cards of mixed suits in descending order-9-8-7-6-5-4-3-2-A. The 9 is the top card of the face-down stack resting on table. ACE counts as one. A mouth-up

Matchalot By Howard Adams

Howard Adams

1

Matchalot Mentalism

Leaping Lizards Magic.com Free Sample

Copyright, 2008

glass and a marking pen are also needed.

TO BEGIN - LADY cuts packet, completes the cut, picks packet up and holds it face down in dealing position. To select a prediction card at random, LADY notes the value of the top card of packet and places it back (face down) on top of packet. She moves that number of cards, one at a time, from top to bottom of packet. For example, if the value of the noted card is a 3, she would move 3 cards, one at a time, from top to bottom of packet. LADY then removes the top card (9) of packet and gives it to you.




Fig. 2

On the back of this card draw the prediction numbers 10 and 8 as in Fig. 2, and place it across rim of glass with the 2 prediction numbers facing up. From the top of her packet LADY deals all the cards, one at a time and alternately (L, R, L, R, etc.) into 2 face-down piles onto table. LADY picks up left pile and holds it face down in dealing position, and MAN picks up right pile and holds it face down. Point to the prediction number 10 on card on rim of glass. LADY spells T-E-N aloud, moving a card from top to bottom of packet as each letter is recited. She removes the top 2 cards (8 and 2) of packet and tosses them face down onto table. She is left holding 2 cards (6 and 4). She reveals them, totals their values and calls out the total 10, which matches your prediction 10 on card on rim of glass. You turn over the tossed pair (8 and 2) on table, and they will also total to 10.

Now direct your attention to MAN. Point to the prediction number 8 on card on rim of glass. MAN spells E-I-G-H-T aloud, moving a card from top to bottom of packet as each letter is recited. He removes the top 2 cards (3 and 5) of packet, and tosses them face down onto table. MAN is left holding 2 cards (7 and A). He totals their values and calls out the total 8, which matches your prediction 8 on card on rim of glass. You turn over the tossed pair (3 and 5) on table, and they will also total to 8.

TWELVERY

Two freely selected cards act as triple predictions. Stack 9 different cards of mixed suits in descending order-9-8-7-6-5-4-3-2-A. The 9 is the top card of the face-down stack resting on table. ACE counts as one. A mouth-up glass is also used.

TO BEGIN - LADY cuts packet, completes the cut, picks packet up and holds it face down in dealing position. To select a prediction card at random, LADY notes the value of the top card of packet and places it back (face down) on top of packet. She moves that number of cards, one at a time, from top to bottom of packet. For example, if the value of the noted card is a 3, she would move 3 cards, one at a time, from top to bottom of packet. LADY then removes the top card (9) of packet as part of a prediction and places it face up on table in front of glass. She sees the 9 so she

spells N-I-N-E aloud, moving a card from top to bottom of packet as each letter is recited. She removes the top card of packet and tosses it into glass. She then removes the new top card of packet as the second part of the prediction and places it face up on table on top of the face-up 9. She sees a 3, so she spells T-H-R-E-E aloud, moving a card from top to bottom of packet as each letter is recited. Since she spelled 3, she removes the top 3 cards of packet and tosses them into glass. There is now a total of 4 cards inside glass.

Spread the prediction pair (9 and 3) apart on table revealing the 9 and the 3. You say "9 plus 3 equals 12". MAN removes the 4 cards from inside glass, and spreads them face up on table in front of him. He totals aloud their values (5+2+A+4). He calls aloud the total 12, which matches the prediction pair total (9+3). MAN places the 4 cards (in front of him) back into glass.

LADY is still holding 3 cards. Point to the 9 and 3 prediction cards on table saying "these 2 cards will also act as a second prediction". Subtract the 2 values aloud (9 minus 3) and call out the prediction result 6. LADY spells S-I-X aloud, moving a card from top to bottom of her packet as each letter is recited. She removes the top 2 cards of packet and tosses them into glass. She is left with one card. She turns it face up. It is a 6, matching the prediction subtraction result 6.

Again point to the 9 and 3 prediction cards on table saying "these 2 cards will also act as a third prediction". Multiply the values of these 2 cards aloud (9 times 3) and call out the prediction result 27. Point to the glass saying "there are 6 cards in the glass". MAN removes the 6 cards from inside glass, spreads them face up on table, totals their values (4+2+5+A+8+7) aloud, and calls out the total 27, which matches the third prediction 27 (9x3).

YES NO 22 11

You make a prediction on the backs of 2 cards. LADY and MAN using the words YES and NO to make the selections, are surprised to find your predictions are correct. Stack 10 different cards of mixed suits in this order-10-6-2-8-4-A-5-9-3-7. The 10 is the top card of the face-down stack resting on table. ACE counts as one. A marking pen and a mouth-up glass are also used.




Fig. 3




Fig. 4

TO BEGIN - LADY cuts packet and completes the cut. Reach over to LADY'S packet and on the back of top card of packet, draw the prediction number 22 as in

Howard Adams

3

Matchalot Mentalism

Fig. 3. Leave this card on top of packet. Everyone is to remember this prediction number 22. You explain that the words YES and NO will be used to aid in the selections of cards. The word YES will be used since YES the prediction may come true. The word NO will be used since NO the prediction may not come true.

LADY starts by spelling Y-E-S aloud, dealing a card from top of packet as each letter is recited, into a face-down pile onto table near the center of table. She then spells N-O aloud, moving a card from top to bottom of packet (she is holding) as each letter is recited. Again she spells Y-E-S aloud, dealing a card from top of packet as each letter is recited, onto the previously dealt pile on table. LADY is left holding 4 cards, and there is a pile (YES pile) of 6 cards face down in center of table. LADY spreads her 4 cards face up on table in front of her. She totals aloud the values of the 4 face-up cards, and calls out the total 22, which will always match your prediction 22. YES your prediction has come true.

Now direct your attention to the pile (YES pile) of 6 cards in center of table. On the back of the top card of this pile draw another prediction, this time the number 11 as in Fig. 4. Leave this card on top of packet. Everyone is to remember this new prediction number 11. MAN picks up the pile from table and holds it face down in dealing position. To select a card, MAN spells Y-E-S aloud, moving a card from top to bottom of packet as each letter is recited. He removes the top card of packet, and tosses it face down across rim of glass. To select a second card, MAN spells N-O aloud, moving a card from top to bottom of packet as each letter is recited. He removes the top card of packet and tosses it face down on top of his first selection on rim of glass. Someone removes this pair from rim of glass, totals their values, and calls out the total 11 which matches your prediction 11.

MAN is still holding 4 cards. He will again select 2 cards but in a different manner. MAN spells Y-E-S aloud, moving a card from top to bottom of packet as each letter is recited. He turns the top card of packet face up and leaves it face up on top of packet. MAN then spells N-O aloud, moving a card from top to bottom of packet as each letter is recited. He turns the top card of packet face up and leaves it face up on top of packet. He spreads packet across table. He sees 2 cards face up in the spread. He totals their values and calls out the total 11, which again matches your prediction. The 2 face-down cards are removed from spread and turned face up. This pair will also total to 11. YES, all of your predictions have come true.

LOVELY LADY

The words HEARTS and DIAMONDS conjure up visions of love and romance. In this test a pair of cards freely selected by a LOVELY LADY are discovered by your MEDIUM in another room. Stack 10 different red cards of mixed suits in this order-
A- 7-2- 5- 3-10-4-9- 6- 8
H-H-D-H-H-D-D-H-D-D

ACE counts as one. The ACE is the top card of the face-down stack resting on table. You will note that the odd value cards are HEARTS and the even value cards are DIAMONDS. Your MEDIUM must also remember this point, and also the fact that a stack of cards from ACE to TEN is being used.

TO BEGIN - Send your MEDIUM into another room. Pick up packet from table and fan it with faces towards LADY showing a mixture of HEARTS and DIAMONDS which you say are usually related to affairs of love and romance. You then say, "since we have a packet of HEARTS and DIAMONDS, we will use the word LOVE in selecting some cards". Close up fan into a packet and drop packet face down onto table. LADY cuts packet, completes the cut, picks packet up and holds it face down in dealing position. From the top of packet she deals 5 cards, one at a time, into a face-down pile onto table. She drops the packet she is holding face down onto table next to first pile.

To select some cards LADY will spell LOVE. LADY now spells L-O-V-E aloud, removing a card from the top of either packet as each letter is recited. Removed cards are placed in a glass as L-O-V-E is spelled. LADY then removes the top card of each packet and retains them as her selected cards. The 2 piles (if there are 2), left on table, are combined into one pile by you. LADY looks at her 2 selected cards and remembers them. LADY now has 3 choices as to what to do with her 2 selected cards.

- #1 - She drops them into glass, removes all 6 cards, shuffles them, and sends them to MEDIUM.
- #2 - She drops them onto pile on table, shuffles all 6 cards, and sends them to MEDIUM.
- #3 - She keeps her 2 selected cards and sends only the 4 cards in glass to MEDIUM, or sends only the 4 cards on table to MEDIUM.

A carrier person takes the designated cards to MEDIUM. When MEDIUM receives the cards she counts them. If there are 6 cards, she looks through the cards and finds the only 2 cards that total to 11. She removes these 2 cards and sends them back, via the carrier person to the scene of the performance, where they are revealed. LADY will agree that MEDIUM has found her selected cards.

However, if MEDIUM counts the cards and finds that there are only 4 cards, she now knows that the 2 selected cards are missing and that she must work a little harder to discover their names. At this point MEDIUM knows that 10 cards from ACE to TEN were used and that the ODD cards are HEARTS and the EVEN cards are DIAMONDS.

Fig. 5

9
A
8
6

Fig. 6

9 * 2
A * 10
8 * 3
6 * 5

Fig. 7

7 Hearts
4 Diamonds

She picks up a 4 by 6 notepad. With a pen she writes the values of the 4 cards in a column on the left side of pad as in Fig. 5. She then subtracts the value of each card from 11 and writes the result opposite each number as in Fig. 6. She now knows which 2 cards are missing from the ACE to 10 stack, namely the 7 and the 4. She removes the top worksheet, crumples it up, and discards it. On the new top sheet of pad she writes the numbers 7 and 4, big and bold, in a column.

Since she knows that the odd cards in the stack are HEARTS and the even cards are DIAMONDS, she prints HEARTS next to the 7, and DIAMONDS next to the 4 on the notepad as in Fig. 7. She tears off this top sheet and gives it to carrier person who takes it back to the scene of the performance. You take the sheet of paper from carrier person and show it to the assembled group. LADY reveals her 2 selected cards and of course the names on sheet of paper are the same.

NOTES - This effect uses my RAMASEE-TULEFTA principle from O-I-C-U-F-E-S-P #10.

NINENDS

Here is an effect with 9 different endings. Pick the ending you like. Stack 8 different cards of mixed suits in this order-8-3-7-4-A-6-2-5. The 8 is the top card of the face-down stack resting on table. ACE counts as one. A white sealed 4 by 6 envelope and a marking pen are also used. A mouth-up glass may be needed in some of the ENDINGS.

TO BEGIN - Announcing a prediction, pick up the envelope and marker, and on the address side of envelope print the 2 words ADD, SELECT as in Fig. 8.

Matchalot By Howard Adams

Howard Adams

6

Matchalot Mentalism

Leaping Lizards Magic.com Free Sample

Copyright, 2008

Fig. 8

<p>ADD</p> <p>SELECT</p>
--

Fig. 9

<p>ADD -3</p> <p>SELECT-6</p>

Fig. 10

<p>ADD -3</p> <p>SELECT-<u>6</u></p> <p> 9</p>
--

LADY cuts packet, completes the cut, picks packet up and holds it face down in dealing position. Point to the words ADD and SELECT on envelope saying "these 2 words ADD and SELECT must be programmed into the packet to bring about the adding and selecting of different cards". Point to the specific word ADD. To program ADD into the packet, LADY spells A-D-D aloud dealing a card from top of packet, as each letter is recited, into a face-down pile onto table. She then picks up dealt pile and drops it face down on top of packet she is holding.

Point to SELECT on envelope. To program SELECT into the packet, LADY spells S-E-L-E-C-T aloud, moving a card from top to bottom of packet as each letter is recited. Now to select 2 cards LADY does the DOWN UNDER DEAL to 2 cards. She reveals them, adds their values and calls aloud the total 9.

PREDICTION TRANSLATING - Point to the word ADD on envelope asking LADY how many letters are contained in that word. She answers 3. Write the number 3 opposite ADD on envelope. Point to the word SELECT on envelope asking MAN how many letters are contained in that word. He answers 6. Write the number 6 opposite SELECT on envelope as in Fig. 9. Add the 2 numbers as in Fig. 10, and call aloud the number 9, which matches LADY'S total.

Remember that there is still a 'DOWN' pile of 6 cards resting on table. If you examine the pile at this point, you will see that the top pair of cards will total to 9, the second pair will total to 9, and the last pair will total to 9. The DOWN UNDER DEAL has rearranged the stack into that order which we will call the TRIPLE PAIRED ORDER.

FIRST ENDING - Pick up 'DOWN' pile from table and start removing pairs of cards as a unit from the top of packet. You place each pair on bottom of packet until told to stop by MAN. When he tells you to stop, give the pair you are holding at that time to MAN. He totals the values of the cards, and calls aloud the total 9.

ENDING TWO - MAN picks up 'DOWN' pile from table, and holds it face down. Point to the word SELECT on envelope. To select 2 cards, MAN spells S-E-L-E-C-T aloud, moving a card from top to bottom of packet as each letter is recited. He removes the top 2 cards of packet, reveals them and they will total to 9, matching your prediction.

Matchalot By Howard Adams

Howard Adams

7

Matchalot Mentalism

Leaping Lizards Magic.com Free Sample

Copyright, 2008

ENDING THREE - MAN picks up 'DOWN' pile from table and holds it face down. Point to the word SELECT on envelope. MAN spells S-E-L-E-C-T aloud, moving a card from top to bottom of packet as each letter is recited. He discards the top 2 cards of packet to table. Again MAN spells S-E-L-E-C-T aloud, moving a card from top to bottom of packet as each letter is recited. He discards the top 2 cards of packet to table. You pick up the 4 discards and place them in your pocket. MAN is left holding 2 cards. He reveals them, and they will total to 9 matching your prediction.

ENDING FOUR - The glass is used in this ENDING. MAN picks up 'DOWN' pile from table and holds it face down. Point to the word SELECT on envelope. To select 2 cards MAN spells S-E-L-E-C-T aloud, moving a card from top to bottom of packet as each letter is recited. He removes the top 2 cards of packet and tosses them into glass. To select 2 more cards MAN spells S-E-L-E-C-T aloud, moving a card from top to bottom of packet as each letter is recited. He removes the top 2 cards of packet and places them face down across the rim of glass. MAN is left holding 2 cards which he reveals. They will total to 9 as well as rim pair, and pair in glass.

ENDING FIVE - MAN picks up 'DOWN' pile from table and holds it face down. From the top of this packet he deals all the cards, one at a time and alternately (left, right, left, right, etc.), into 2 face-down piles onto table and side by side. If you start turning up cards simultaneously from the tops of both piles, each pair will total to 9.

ENDING SIX - MAN picks up 'DOWN' pile from table and holds it face down. From the top of this pile he deals 2 cards, one at a time, into a face-down pile on table. Then he deals another pile of 2 cards onto table to the left of first pile. Then he deals the last 2 cards into a pile to the right of first pile. He drops the glass on one of the piles. You remove the other 2 piles from table and discard them to your pocket. Remember that previously LADY selected 2 cards that added to 9. Well, now she drops her 2 cards into glass. You then say "this glass will act as a sympathetic conduit to transfer her total to MAN'S pair beneath glass. MAN removes glass from his selected pair, reveals them and they will total to 9.

ENDING SEVEN - MAN picks up 'DOWN' pile from table and holds it face down. From the top of this pile he deals 2 cards, one at a time, into a face-down pile onto table. Then he deals another pile of 2 cards onto table to the left of first pile. He deals the last 2 cards into a pile on table to the right of first pile. All 3 piles are in a row on table and each pile should not be more than an inch apart. Your envelope is still resting on table with your prediction side up.

Matchalot By Howard Adams

Howard Adams

8

Matchalot Mentalism

Leaping Lizards Magic.com Free Sample

Copyright, 2008

Fig. 11

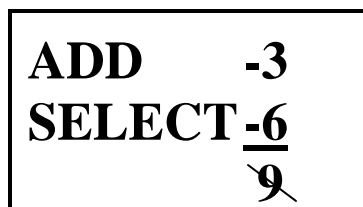
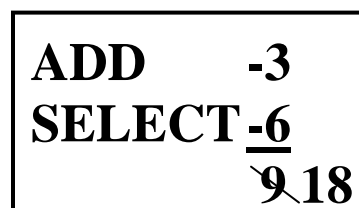


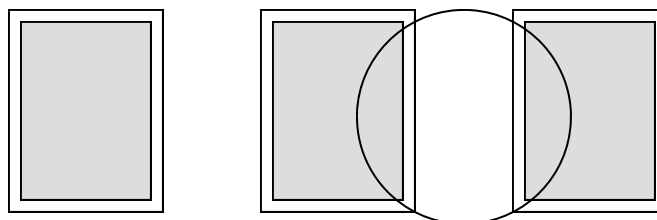
Fig. 12



Announcing another prediction, cross out the prediction number 9 on envelope as in Fig. 11, and say "last time we added these 2 numbers (pointing to the 3 and 6), this time let's multiply". Multiply 3 times 6 aloud, and write in the result 18 on envelope as in Fig. 12.

MAN picks up the glass and drops it onto the row of cards on table so the bottom of glass touches any 2 adjacent piles as in Fig. 13. You remove the pile of cards not covered by glass and discard these cards to your pocket. MAN removes the glass from both piles, mixes the cards and then turns them face up. He totals their values and calls aloud the total 18 which matches your prediction 18 on envelope.

Fig. 13



ENDING EIGHT - MAN picks up 'DOWN' pile from table and holds it face down. To eliminate 2 cards MAN spells T-W-O aloud, moving a card from top to bottom of packet as each letter is recited. He removes the top 2 cards of packet and discards them to table. To eliminate 2 more cards, MAN spells T-W-O aloud, moving a card from top to bottom of packet as each letter is recited. He removes the top 2 cards of packet and discards them to table. MAN is left holding 2 cards. He reveals them and they will total to 9 matching your original prediction.

ENDING NINE - This is my favorite. The mouth-up glass is used. MAN picks up 'DOWN' pile from table and holds it face down. From the top of packet MAN deals 3 cards, one at a time, into a face-down pile onto table. The remaining 3 cards that MAN is holding are dropped face down onto table next to the dealt pile. MAN picks up any one of the piles, and spells either A-D-D or S-E-L-E-C-T aloud, moving a card from top to bottom of that packet as each letter is recited. He tosses the top card of packet into glass and retains the rest of packet. LADY picks up the remaining pile on table and holds it face down. LADY spells either A-D-D or S-E-L-E-C-T aloud moving a card from top to bottom of packet as each letter is recited.

She tosses the top card of packet into glass and retains the rest of packet. You remove the pair of cards from inside the glass. Reveal them and they will total to 9. MAN'S pair in hand will also total to 9 as well as LADY'S pair in hand.

TRIPLE TURNOVER NINE

Pairs of cards keep appearing face up. Each pair will match your prediction. Stack 8 different cards of mixed suits like this-8-5-7-3-A-4-2-6. The 8 is the top card of the face-down stack resting on table. ACE counts as one. A marking pen is also needed.

Fig. 14


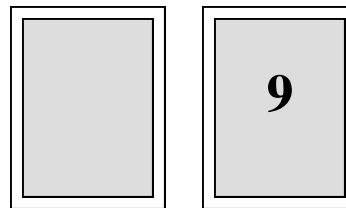


Fig. 15



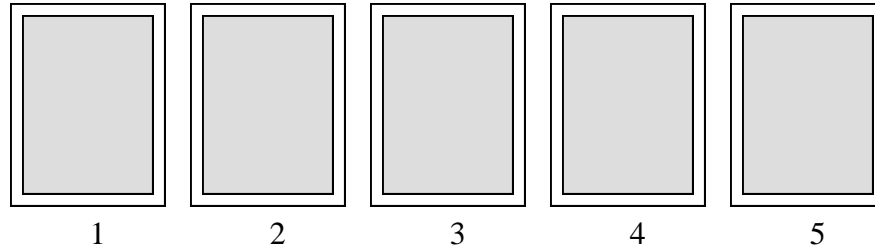
TO BEGIN - LADY cuts packet, completes the cut, picks packet up and holds it face down in dealing position. She removes the top card of packet and places this card face down onto table. On the back of this card draw the number 9 (Fig. 14) as a prediction. Leave this card on table. Point to the prediction number 9 on this card. LADY spells N-I-N-E aloud, dealing a card from top of packet into a face-down pile onto table as each letter is recited. She turns over the packet in hand and drops it face up onto dealt pile on table. She picks pile up and holds it in dealing position just as it lay on table. Again LADY spells N-I-N-E aloud, dealing a card from top of packet into a pile onto table as each letter is recited. Face-up cards are dealt face up, while face-down cards are dealt face down. She turns over the packet in hand and drops it onto the dealt pile on table.

Spread packet in an overlapping row across table from left to right. All cards are face up except for a single face-down card. LADY removes this single face-down card from spread and places it face down on table to the left of the prediction card as in Fig. 15. Point to the prediction number 9 on the back of right card. LADY turns both cards face up, totals their values and calls aloud the total 9, which matches your prediction. Turn the prediction card over so it is face down on table, and once again the 9 is visible as in Fig. 14.

There is still a face-up spread of cards on table. Close up this spread into a packet on table without disturbing the order of the cards. Turn packet over onto table so it is face down. LADY picks packet up and holds it face down. She picks up the prediction number 9 card from table and places it face down on top of her packet. She sees the 9, so to select 2 cards, LADY spells N-I-N-E aloud, moving a card from

top to bottom of her packet as each letter is recited. She turns the top card of packet face up and leaves it face up on top of packet. Again LADY spells N-I-N-E aloud, moving a card from top to bottom of packet as each letter is recited. She turns the top card of packet face up and leaves it there. You take packet from LADY and spread it across table in an overlapping row from left to right. LADY will see 2 face-up cards in the face-down spread. She removes these 2 face-up cards from spread, totals their values and calls out the total 9, which again matches your prediction.

Fig. 16



Once again close up the spread on table into a packet without disturbing its order. MAN picks up the packet from table and holds it face down. From the top of this packet MAN deals all the cards, one at a time, in a face-down row on table from left to right in a 1-2-3-4-5 order as in Fig. 16. You will now do the FLIP OVER BUILD sequence. Flip over the #1 card to the right onto the #2 card. This combined pair is then flipped over onto the #3 card. This combined trio is then flipped over onto the #4 card. And last, this combined pile is then flipped over onto the #5 card. Then spread this pile in a row across table. MAN sees that 2 cards have flipped face up in the face-down spread. He removes these 2 face-up cards from spread, totals their values aloud, and calls out the total 9, which again matches your prediction. There are 3 face-down cards in a row on table. One of these cards has your prediction number 9 on its back. Remove the other 2 face-down cards. Turn them face up and show that these 2 face-up cards will also total to 9.

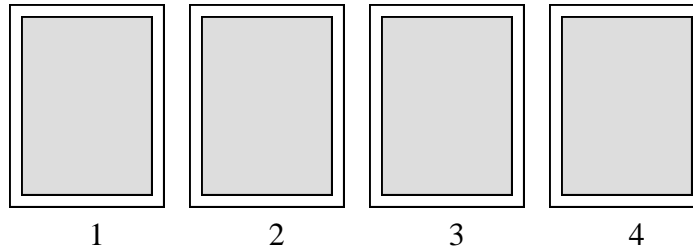
TRIPLEVENT

The unlucky number 13 is lucky for you as you complete a triple set of predictions. Stack 8 different cards of mixed suits in this order-9-3-8-6-4-10-5-7. The 9 is the top card of the face-down stack resting on table. ACE counts as one. A marking pen is also needed.

TO BEGIN - LADY cuts packet and completes the cut. She removes the top card of packet and gives it to you. Announce that on this single card you will make 2 predictions. Turn this card face up and note its value. Say, for example, the card is a 7. Mentally add this 7 to the key number 26 (26 plus 7 equals 33) and draw the result (33) on the face of this card. Now turn card over so that you may draw a

second prediction on the back of this card. Mentally subtract the value (7) of this card from your key number 26 (26 minus 7 equals 19) and draw the result (19) on the back of this card.

Fig. 17



LADY picks up packet from table and holds it face down. You turn your prediction card face up and slide it face up at the bottom of her packet. From the top of her packet LADY deals a row of 4 cards in a 1-2-3-4 order onto table as in Fig. 17. Then on top of this row she deals another row of 4 cards in a 1-2-3-4 order. Face-down cards are dealt face down, while face-up cards (only one) are dealt face up. There are now 4 piles of cards in a row on table. You will now do the FLIP OVER BUILD sequence. Flip the #1 pile over to the right onto the #2 pile. This combined pile is then flipped over onto the #3 pile. This combined pile is then flipped over onto the #4 pile. Spread this combined pile across table in an overlapping row from left to right. LADY will see that 5 cards have turned face up in the face-down spread. Look for your prediction number (33) on the face of one of the cards in the spread. Point out this card and the number (33) to everyone. LADY totals the values of the 5 face-up cards in the spread, and calls out the total 33, which just happens to match your prediction number 33.

Close up spread into a packet without changing the order of the cards. Turn packet over onto table, and respread across table in an overlapping row from left to right. LADY will now see 3 different face-up cards in the face-down spread. There will be one face-down card with your prediction number 19 drawn on its back. Bring this card to the attention of LADY, pointing out the fact that the number on its back is your prediction number. LADY totals the values of the 3 face-up cards in the spread, and calls out the total 19, which matches your prediction number.

You can stop here or you may wish to continue. If you wish to continue, read on. Close up the spread on table into a packet. MAN picks up the packet, turns it over a few times, and then holds it in dealing position. Reach over to MAN'S packet, and on the top face-up card draw a new prediction number, namely the number 13. To select 2 cards, MAN spells T-H-I-R-T-E-E-N aloud, moving a card from top to bottom of packet as each letter is recited. He removes the top 2 cards of packet and tosses them onto table in front of him. Again he spells T-H-I-R-T-E-E-N aloud, moving a card from top to bottom of packet as each letter is recited. He removes the top 2 cards of packet and tosses them onto table to the left of the first tossed pair.

For the last time MAN spells T-H-I-R-T-E-E-N aloud, moving a card from top to bottom of packet as each letter is recited. He removes the top 2 cards of packet and tosses them onto table to the right of first tossed pair. MAN is left holding 2 cards. He totals their values aloud, and calls out the total 13, which matches your prediction. When each pair on table is revealed, each pair will also total to 13.

SYMBOLIKIN

ESP symbol cards continually match each other. Stack 10 ESP cards in rotating order-CIRCLE, CROSS, WAVES, SQUARE, STAR, CIRCLE, CROSS, WAVES, SQUARE, STAR. The CIRCLE is the top card of the face-down stack resting on table. A sealed white 4 by 6 envelope and a marking pen are also needed.

Fig. 18

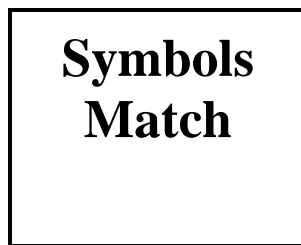
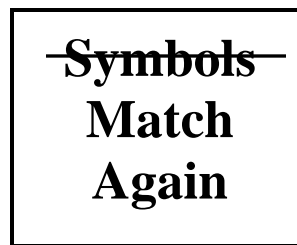


Fig. 19



TO BEGIN - Pick up envelope and marking pen, and print the words SYMBOLS MATCH on the address side of envelope as in Fig. 18. Place envelope on table with printing side up. LADY cuts packet, completes the cut, picks packet up and holds it face down in dealing position. From the top of this packet she deals all the cards, one at a time and alternately (left, right, left, right, etc.), into 2 face-down piles onto table. LADY picks up LEFT pile and holds it face down in dealing position. MAN picks up RIGHT pile and holds it face down.

Point to the word SYMBOLS on envelope. To select 2 cards, LADY spells S-Y-M-B-O-L-S aloud, moving a card from top to bottom of packet as each letter is recited. She removes the top 2 cards of packet and places them face down on table in front of her.

Point to the word MATCH on envelope. To select 2 cards, MAN spells M-A-T-C-H aloud, moving a card from top to bottom of packet as each letter is recited. He removes the top 2 cards of packet, and places them face down on table in front of him. Each person retains his packet of 3 cards.

Point to SYMBOLS MATCH on envelope, saying that these 2 words have been programmed into the packet and the resulting selections on table should match. Turn each pair of symbols face up on table. They do match. As an example, LADY'S CIRCLE and CROSS designs will match MAN'S CIRCLE and CROSS

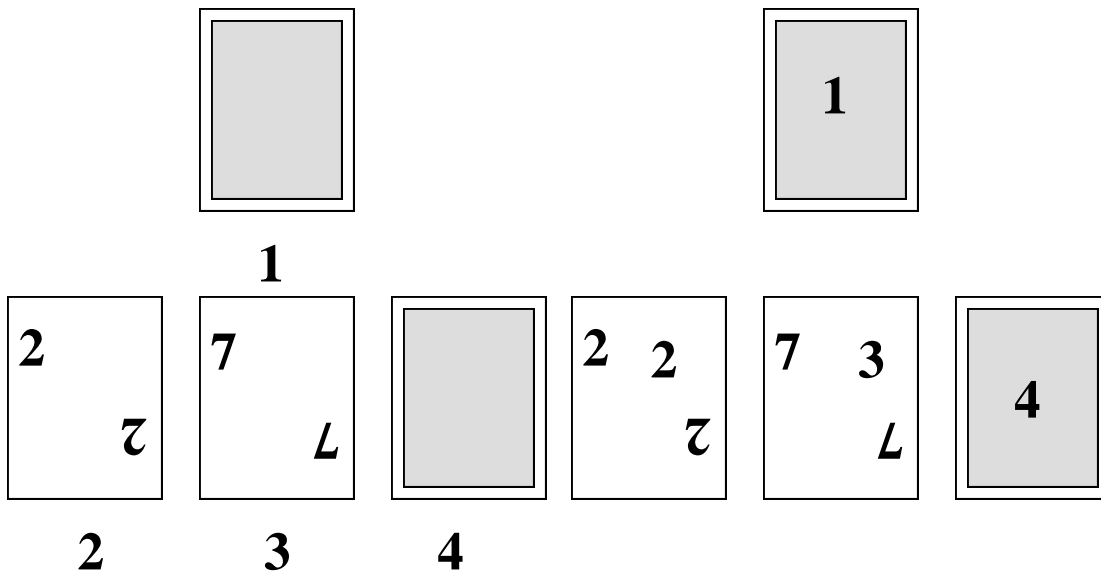
designs.

TO REPEAT - Take the marking pen, reach over to envelope, cross out the word SYMBOLS and draw the word AGAIN beneath MATCH as in Fig. 19. You say "let's repeat this test again". Point to the word MATCH on envelope. LADY spells M-A-T-C-H aloud, moving a card from top to bottom of her packet as each letter is recited. She discards top card of packet to table. Point to the word AGAIN on envelope. MAN spells A-G-A-I-N aloud, moving a card from top to bottom of his packet as each letter is recited. He discards the top card of packet to table. You pick up the 2 discards and place them in your pocket. Each person is now holding a pair of designs. LADY reveals her pair of designs and they may be the WAVES and STAR designs. When MAN reveals his pair of designs they will be the WAVES and STAR designs, thus matching LADY'S designs.

1 2 3 4 TEST

Four tests are conducted by you and each test completes a prediction. Stack 8 different cards of mixed suits in this order-8-4-9-7-2-6-A-3. The 8 is the top card of the face-down stack resting on table. A marking pen is also used.

Fig. 20



TO BEGIN - LADY cuts packet, completes the cut, picks packet up and holds it face down in dealing position. You say "in this set of predictions we need some cards turned face up". LADY turns the top 2 cards of packet face up as a unit and leaves them face up on top of packet. You then say "and since we will soon add some numbers, the word ADD must be programmed into the packet". LADY spells A-D-D aloud moving a card from top to bottom of packet as each letter is recited. Then

Matchalot By Howard Adams

Howard Adams

14

Matchalot Mentalism

Leaping Lizards Magic.com Free Sample

Copyright, 2008

from the top of this packet she deals 4 cards, one at a time, in a 1-2-3-4 order onto table as in Fig. 20. Then on top of these cards she deals the last 4 cards in a 1-2-3-4 order. Face-down cards are dealt face down, while face-up cards are dealt face up. You say as you point to the layout, "this is known as my 1-2-3-4 prediction test". Pick up the marking pen and draw the numbers 1-2-3-4 on the top card of each pile as in Fig. 20. On some cards you will be drawing numbers on the backs, while on other cards you will be drawing numbers on the faces. Someone totals the 4 numbers drawn on the cards (1+2+3+4) and calls out the total 10. You say "10 will be my prediction number in all 4 tests".

FIRST TEST - Point to pile #1 saying "this is my FIRST TEST. Turn the pair of cards of pile #1 face up. Someone totals their values and calls out the total 10 which completes your FIRST TEST. Place this pair aside.

SECOND TEST - There is now a row of 3 piles of cards on table, namely numbers 2, 3, and 4. You say "and this is my SECOND TEST", as you point to these 3 piles. Now do the FLIP OVER BUILD sequence to mix the cards in a random face-up, face-down order. Flip pile #2 over to the right on top of pile #3. Flip this combined pile onto pile #4. The 3 piles have now been combined into a single pile. Spread this pile across table from left to right in an overlapping row. LADY will see that 2 cards have turned face up in the face-down spread. She totals the values of these 2 face-up cards and calls out the total 10, which completes the SECOND TEST.

THIRD TEST - "And now for the THIRD TEST", you say. Close up the spread of cards on table into a packet without changing the order of the cards. MAN picks up the packet of cards on table and holds it in dealing position just as it lay on table. MAN spells the prediction number T-E-N aloud, moving a card from top to bottom of packet as each letter is recited.

He removes the top card of packet and tosses it face up into center of table. Again MAN spells T-E-N aloud, moving a card from top to bottom of packet as each letter is recited. He removes the top card of packet and tosses it face up into center of table next to his first selection. Someone totals the values of these 2 freely selected cards and calls out the total 10, which completes your THIRD TEST.

FOURTH TEST - You say "and now for the fourth and last test". MAN is still holding a packet of 4 cards. He spells T-E-N aloud, moving a card from top to bottom of packet as each letter is recited. This time he removes the top 2 cards of packet and discards them to table. MAN is left holding 2 cards. He turns these 2 cards face up, totals their values, and calls out the total 10, which completes your FOURTH TEST.

Matchalot By Howard Adams

Howard Adams

15

Matchalot Mentalism

Leaping Lizards Magic.com Free Sample

Copyright, 2008

SIX DESCENDING

Using just a packet of 6 cards, you correctly predict the totals of 4 groups of face-up cards. Stack 6 different cards of mixed suits in descending order-6-5-4-3-2-A. The 6 is the top card of the face-down stack resting on table. ACE counts as one. A marking pen and a mouth-up glass are also needed.

TO BEGIN - LADY cuts packet, completes the cut, picks packet up and holds it face down in dealing position. To select a prediction card at random, LADY notes the value of the top card of packet and places it back (face down) on top of packet. She moves that number of cards, one at a time, from top to bottom of packet. For example, if the value of the noted card is a 4, she would move 4 cards, one at a time from top to bottom of packet. LADY now turns the top card of packet face up and leaves it face up on top of packet. The face-up card will be a 6. LADY spells S-I-X aloud, dealing a card from top of packet onto rim of glass as each letter is recited. A total of 3 cards will be dealt to rim of glass and these 3 cards will act as your prediction trio. The 6 is face up at the bottom of packet, the other 2 cards are face down. Now turn this packet over as a unit onto rim of glass. The 6 is now face down on top of packet, and the other 2 cards are now face up at positions 2 and 3. Now on the back of the 6 draw the prediction number 3, big and bold. Leave this card on rim of glass as you do the drawing.

LADY is still holding a packet of 3 face-down cards. Point to the prediction number 3 on face-down card on rim of glass. To select a card in her packet, LADY spells T-H-R-E-E aloud, moving a card from top to bottom of packet as each letter is recited. She turns the top card (A) of packet face up, and leaves it face up on top of packet. To select a second card, LADY spells T-H-R-E-E aloud, moving a card from top to bottom of packet as each letter is recited. She turns the top card (2) of packet face up, and leaves it face up on top of packet. She slightly spreads her packet apart. She will see 2 cards (A and 2) face up in the spread. She totals their values (1+2) and calls out the total 3, which matches your prediction number 3 on top card of packet on rim of glass. LADY then closes up her spread of 3 cards.

Now move your prediction 3 card on rim of glass to the bottom of its packet and face down. A new prediction card is now face up on top of packet on rim of glass. It is a 5. With her packet, LADY spells F-I-V-E aloud, moving a card from top to bottom of her packet as each letter is recited. She turns over the top 2 cards of packet as a unit and leaves them on top of packet. She slightly spreads her packet apart. She will now see 2 cards (2 and 3) face up in the spread. She totals their values (2+3), and calls out the total 5, which matches your prediction card 5 on top of packet on rim of glass. LADY then closes up her spread of 3 cards.

Now remove your face-up 5 card from your prediction packet on rim of glass, and move it face up to the bottom of its packet. A new prediction card is now face up on

top of packet on rim of glass. It is a 4. With her packet LADY spells F-O-U-R aloud, moving a card from top to bottom of her packet as each letter is recited. She turns over the top 2 cards of packet as a unit and leaves them on top of packet. LADY slightly spreads her packet apart. She will now see 2 cards (3 and A) face up in the spread. She totals their values (3+1), and calls out the total 4, which matches your prediction card 4 on top of packet on rim of glass. LADY then closes up her spread of 3 cards.

Now remove your face-up 4 card from your prediction packet, and move it face up to the bottom of its packet. A new prediction card is now face down on top of packet on rim of glass. Turn this card face up on top of its packet, revealing a new prediction number 6. With her packet LADY spells S-I-X aloud, moving a card from top to bottom of packet as each letter is recited. She turns the top card of packet face up and leaves it face up on top of packet. Now all 3 cards of her packet are face up. She totals all 3 face-up cards (2+1+3) and calls out the total 6, which matches your prediction card 6 on top of packet on rim of glass.

76 DESCENDING

Two prediction cards are involved in a test with 6 different endings. Pick a different ending each time you perform this easy test. Stack 7 different cards of mixed suits in descending order-7-6-5-4-3-2-A. The 7 is the top card of the face-down stack resting on table. ACE counts as one.

Fig. 21

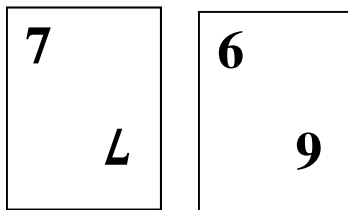


Fig. 22

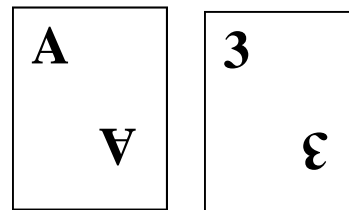
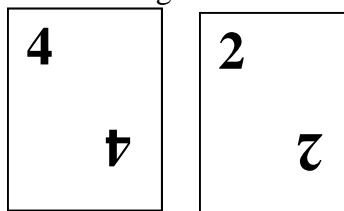


Fig. 23



TO BEGIN - LADY cuts packet, completes the cut, picks packet up and holds it face down in dealing position. To select 2 prediction cards at random, LADY notes the value of the top card of packet and places it back (face down) on top of packet. She moves that number of cards, one at a time, from top to bottom of packet. For example, if the value of the noted card is a 2, she would move 2 cards, one at a time, from top to bottom of packet. She then removes the top 2 cards (7 and 6) of packet

Matchalot By Howard Adams

Howard Adams

17

Matchalot Mentalism

Leaping Lizards Magic.com Free Sample

Copyright, 2008

and gives these 2 cards to you. You place them face up on table and side by side as in Fig. 21. Now go to one of the following endings.

FIRST ENDING - LADY is still holding a packet of 5 cards. Point to the 7 and the 6 on table (Fig. 21) saying, "these 2 cards are going to act as a prediction, and the prediction number is obtained by adding their values". So you add aloud "7 plus 6 equals 13". To discard a card, LADY spells T-H-I-R-T-E-E-N aloud, moving a card from top to bottom of packet as each letter is recited. She discards the top card (2) to table. LADY is left holding 4 cards (5, 3, 4, A). She shuffles them, turns them face up, and totals their values (5+3+4+1). She calls out the total 13, which matches the prediction.

SECOND ENDING - LADY is still holding a packet of 5 cards. Point to the face-up 6 on table saying that this 6 is the first prediction number. With her packet LADY spells S-I-X aloud, moving a card from top to bottom of packet as each letter is recited. She turns the top card of packet face up and leaves it face up on top of packet. Point to the 6 again. LADY spells S-I-X aloud, moving a card from top to bottom of packet as each letter is recited. She turns the top card of packet face up and leaves it face up on top of packet. LADY spreads her packet slightly revealing 2 face-up cards (2 and 4). She totals their values (2 plus 4) aloud, and calls out the total 6, which matches the first prediction number 6 on table. LADY closes up her spread into a packet. Now point to the face-up 7 on table saying that this is the second prediction number. To select 2 cards LADY spells S-E-V-E-N aloud, moving a card from top to bottom of her packet as each letter is recited. She removes the top 2 cards (3 and 4) of packet and tosses them onto table to her left. Again LADY spells S-E-V-E-N aloud, moving a card from top to bottom of packet as each letter is recited. She removes the top 2 cards (5 and 2) of packet and tosses them onto table to her right. LADY is left holding one card, which she discards to you. You in turn discard this card to your pocket. LADY reveals each pair of cards on table, and each pair will total to 7 matching your second prediction number.

THIRD ENDING - LADY is still holding a packet of 5 cards. Pick up the 6 and place it face down on top of her packet. Now point to the face-up 7 on table saying that this 7 is the prediction number. To select 2 cards LADY spells S-E-V-E-N aloud, moving a card from top to bottom of her packet as each letter is recited. She removes the top 2 cards (6 and A) of packet and tosses them onto table to her left. To select 2 more cards, LADY again spells S-E-V-E-N aloud, moving a card from top to bottom of packet as each letter is recited. She removes the top 2 cards (3 and 4) of packet and tosses them onto table to her right. LADY is left holding 2 cards (2 and 5). She turns them face up, totals their values (2 plus 5), and calls out the total 7, which matches your prediction number. When each pair on table is revealed, each pair will also total to 7.

FOURTH ENDING - LADY is still holding a packet of 5 cards. LADY, as directed by you, picks up the 6 and places it face up on top of her packet. You say that this 6

is the prediction number. To select some cards, LADY spells S-I-X aloud, moving a card from top to bottom of her packet as each letter is recited. She removes the top 3 cards (3-A-2) of packet, and tosses them onto table. LADY is left holding 3 cards, and the top card of packet just happens to be the prediction 6 card. Point this out. Pick up her 3 selected cards on table, shuffle them, then place them face up on table. The values of these 3 cards (3+1+2) are added, and they will total to 6, matching the prediction 6 card.

FIFTH ENDING - LADY is still holding a packet of 5 cards. Point to the 7 and 6 on table saying that these 2 cards are going to act as a prediction. Point to the 7. LADY picks up the 7 from table and places it face up on top of her packet. To select a card, LADY spells S-E-V-E-N aloud, moving a card from top to bottom of packet as each letter is recited. She removes the top card (A) of packet, and tosses it into center of table. Now point to the 6 on table. LADY picks up this 6 and places it face up at the bottom of her packet. To select another card, LADY spells S-I-X aloud, moving a card from top to bottom of her packet as each letter is recited. She removes the top card (3) of packet, and tosses it into center of table. LADY then spreads her packet apart. The prediction cards 6 and 7 are face up. She totals their values and calls out the total 13. You turn LADY'S selected pair in center of table face up, and place them side by side on table forming the number 13 as in Fig. 22.

SIXTH ENDING - LADY is still holding a packet of 5 cards. Point to the face-up 7 and 6 on table, saying that these 2 cards are going to act as a prediction. Multiply their values (7 times 6) aloud, and call out the result 42. With a marking pen draw this result 42, big and bold on the face of each card. LADY picks up any one of these cards and places it face up on top of her packet. She sees the number 42, so to select a card, LADY spells F-O-R-T-Y-T-W-O aloud, moving a card from top to bottom of her packet as each letter is recited. She removes the top card (4) of packet and places it face down onto table. LADY picks up the remaining prediction 42 card (7) from table, and places it face up on top of her packet. Again she sees the number 42. So to select a second card, LADY again spells F-O-R-T-Y-T-W-O aloud, moving a card from top to bottom of her packet as each letter is recited. She removes the top card (2) of packet, and places it face down onto table to the right of her first selected card. At this point you say "2 cards that were freely selected by LADY using the prediction number 42 are side by side on table. Let's see the faces of these 2 cards." Turn each card face up on table. They will form the number 42 as in Fig. 23.

SEVENTH ENDING - LADY is still holding a packet of 5 cards. Point to the face-up 7 and 6 on table, saying that these 2 cards are going to act as a prediction. Now specifically point to the face-up 7. LADY spells S-E-V-E-N aloud, moving a card from top to bottom of packet as each letter is recited. She removes the top 2 cards of packet, and tosses them face down onto table in front of her to her left. Now point to the face-up prediction 6 on table. LADY spells S-I-X aloud, moving a card from

Matchalot By Howard Adams

Howard Adams

19

Matchalot Mentalism

Leaping Lizards Magic.com Free Sample

Copyright, 2008

top to bottom of packet as each letter is recited. She removes the top 2 cards of packet, and tosses them face down onto table in front of her to her right. LADY is left holding a single face-down card. Point to the face-up 7 and 6 on table saying "let's try a subtraction prediction". Someone subtracts their values (7 minus 6) aloud, and calls out the result one. LADY turns her single card face up. It is a one (ACE). LADY turns the pair on table to her left face up, subtracts their values (5 minus 4), and calls out the result one. She then turns the remaining pair on table face up, subtracts their values (3 minus 2), and calls out the result one.

87 DESCENDING

Two prediction cards are again involved in a test. There are 5 different endings. Select the ending you prefer. Stack 8 different cards of mixed suits in descending order-8-7-6-5-4-3-2-A. The 8 is the top card of the face-down stack resting on table. ACE counts as one.

TO BEGIN - LADY cuts packet, completes the cut, picks packet up and holds it face down in dealing position. To select 2 prediction cards at random, LADY notes the value of the top card of packet, and places it back (face down) on top of packet. She moves that number of cards, one at a time, from top to bottom of packet. For example, if the value of the noted card is a 4, she would move 4 cards, one at a time, from top to bottom of packet. She then removes the top 2 cards (8 and 7) of packet and gives these 2 cards to you. You place them face up in center of table and side by side as in Fig. 24. Now go directly to one of the following endings.

Fig. 24

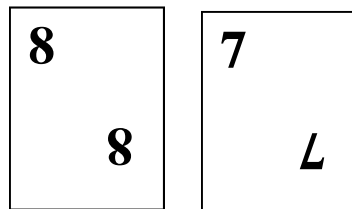


Fig. 25

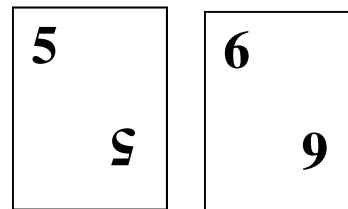
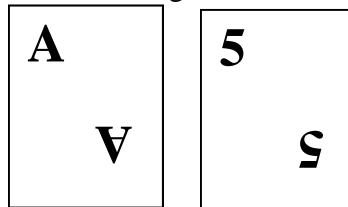


Fig. 26



FIRST ENDING - LADY is holding a packet of 6 cards. Point to the face-up 8 and 7 on table (Fig. 24) saying "these 2 cards are going to act as a prediction, and the prediction number is obtained by multiplying their values". So you multiply aloud "8 times 7 equals 56, and now 56 is the prediction number". To select some cards from her packet, LADY spells F-I-F-T-Y-S-I-X aloud, moving a card from top to

bottom of packet as each letter is recited. She turns the top 2 cards of packet face up as a unit, and leaves them face up on top of packet. To select 2 more cards LADY again spells F-I-F-T-Y-S-I-X aloud, moving a card from top to bottom of her packet as each letter is recited. She turns the top 2 cards of packet face up as a unit and leaves them face up on top of packet. You take packet from LADY and spread it across table in an overlapping row from left to right. LADY will see 2 face-down cards in the face-up spread. She removes these 2 face-down cards from spread and hands them to you. You place them face up in center of table and side by side, forming the number 56 as in Fig. 25. The prediction is correct.

SECOND ENDING - LADY is still holding a packet of 6 cards. Point to the face-up 8 and 7 on table (Fig. 24) saying, "these 2 cards are going to act as a prediction, and the prediction number is obtained by multiplying their values". So you multiply aloud "8 times 7 equals 56 and now 56 is the prediction number". To discard some cards from her packet, LADY spells F-I-F-T-Y-S-I-X aloud, moving a card from top to bottom of her packet as each letter is recited. She removes the top 2 cards of packet and discards them to table. To discard more cards, LADY again spells F-I-F-T-Y-S-I-X aloud, moving a card from top to bottom of her packet as each letter is recited. She removes the top 2 cards of packet and discards them to table. LADY is left holding 2 cards. She gives these 2 cards to you. You place them face up in center of table and side by side, forming the number 56 as in Fig. 25. The prediction is correct.

THIRD ENDING - LADY is still holding a packet of 6 cards. Point to the face-up 8 and 7 on table (Fig. 24) saying, "these 2 cards are going to act as a prediction, and the prediction number is obtained by adding their values". So you total aloud, "8 plus 7 equals 15, and now 15 is the prediction number". To select some cards from her packet, LADY spells F-I-F-T-E-E-N aloud, moving a card from top to bottom of packet as each letter is recited. She removes the top 2 cards of packet and tosses them face down on table in front of her. To select a single card LADY again spells F-I-F-T-E-E-N aloud, moving a card from top to bottom of packet as each letter is recited. She removes the top card of packet and tosses it face down onto table on top of her first selected pair. LADY is left holding 3 cards, which she discards to you. You in turn discard them to your pocket. LADY picks up her 3 selected cards from table and shuffles them. She turns them face up, totals their values (6+4+5) aloud, and calls out the total 15 which matches the prediction number. The prediction is correct.

FOURTH ENDING - LADY is still holding a packet of 6 cards. Point to the face-up 8 and 7 on table (Fig. 24) saying, "these 2 cards are going to act as a prediction, and the prediction number is obtained by adding their values". So you total aloud "8 plus 7 equals 15, and now 15 is the prediction number". From the top of her packet LADY deals all the cards, one at a time and alternately (LADY, MAN, LADY, MAN, LADY, MAN) into 2 face-down piles onto table, one in front of LADY, the other in front of MAN. MAN only is involved in this test. MAN picks up his pile

Matchalot By Howard Adams

Howard Adams

21

Matchalot Mentalism

Leaping Lizards Magic.com Free Sample

Copyright, 2008

from table, shuffles it, and then spreads it face up on table in front of him. He multiplies the values (3x1x5) of the 3 cards and calls out the result 15, which matches the prediction.

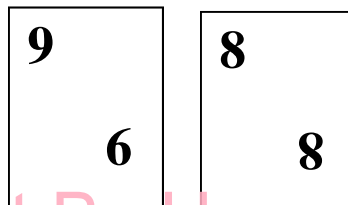
FIFTH ENDING - LADY is still holding a packet of 6 cards. Point to the face-up 8 and 7 on table (Fig. 24) saying, "these 2 cards are going to act as a double prediction, and the prediction number is obtained by adding their values". So you total aloud, "8 plus 7 equals 15, and now 15 is the prediction number". From the top of her packet LADY deals all the cards, one at a time and alternately (LADY, MAN, LADY, MAN, LADY, MAN) into 2 face-down piles onto table, one in front of herself, the other in front of MAN. MAN picks up his pile from table and holds it face down. To eliminate a single card from his pile, MAN spells F-I-F-T-E-E-N aloud, moving a card from top to bottom of his packet as each letter is recited. He removes the top card of packet and tosses it face down onto LADY'S pile. MAN is left holding 2 cards. He gives them to you and you place them face up on table and side by side as in Fig. 26 forming the number 15 as in Fig. 26. The prediction is correct. LADY picks up the 4 cards in front of her and spreads them face up on table. She totals their values (2+3+6+4) aloud, and calls out the total 15. Again the prediction is correct.

98 DESCENDING

In this effect 3 predictions involving multiplication, addition, and subtraction come true. Then as a finale there is a combination prediction involving addition, multiplication, and subtraction. Stack 9 different cards of mixed suits in descending order-9-8-7-6-5-4-3-2-A. The 9 is the top card of the face-down stack resting on table. ACE counts as one.

TO BEGIN - LADY cuts packet, completes the cut, picks packet up and holds it face down in dealing position. To select 2 prediction cards at random, LADY notes the value of the top card of packet, and places it back (face down) on top of packet. She moves that number of cards, one at a time, from top to bottom of packet. For example, if the value of the noted card is a 5, she would move 5 cards, one at a time from top to bottom of packet. She then removes the top 2 cards (9 and 8) of packet and gives these 2 cards to you. You place them face up in center of table and side by side as in Fig. 27. These 2 cards will act as prediction cards that will generate further prediction numbers.

Fig. 27



Matchalot By Howard Adams

Howard Adams

22

Matchalot Mentalism

Leaping Lizards Magic.com Free Sample

Copyright, 2008

MULTIPLICATION PREDICTION - Point to the 9 and 8 on table (Fig. 27) saying "these 2 numbers will generate a multiplication prediction number". Someone multiplies 9 times 8 and calls out the result 72. You say "let's split up this 72 into SEVENTY and TWO". To select 2 cards, LADY spells S-E-V-E-N-T-Y aloud, moving a card from top to bottom of packet as each letter is recited. She removes the top 2 cards of packet as a unit, and places the pair in a face-down pile onto table in front of her. To select 2 more cards, LADY spells T-W-O aloud, moving a card from top to bottom of packet as each letter is recited. She removes the top 2 cards of packet as a unit, and places this pair in a face-down pile onto table next to the first pair and to the right of it. Now turn the top card of each pile face up and leave it face up on top of its pile as in Fig. 28 forming the number 72. The multiplication prediction is correct.

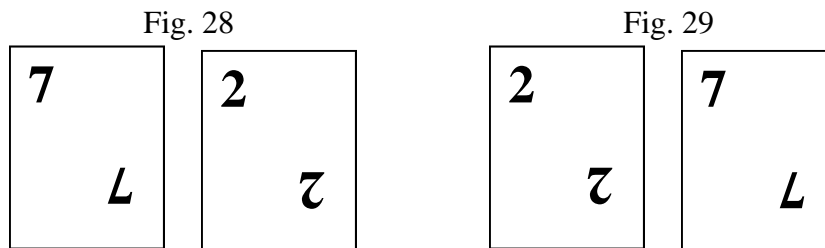
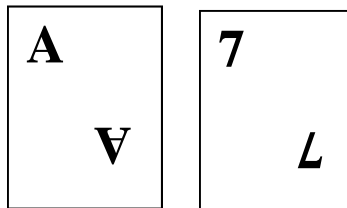


Fig. 30



ADDITION PREDICTION - "How about an addition prediction with the 9 and 8" you say as you point to the face-up 9 and 8 (Fig. 27) on top of piles on table. Someone adds 9 plus 8 aloud, and calls out the total 17. You then pick up the pile with the 7 on top (as in Fig. 28) and jump it over the pile with the 2 on top (as in Fig. 29), forming the number 27 (Fig. 29). They all say that the total is 17, not 27. You then remedy the situation by turning over the pile (with the 2 on top) as a unit onto table. An ACE appears forming the number 17 as in Fig. 30. The addition prediction is correct.

SUBTRACTION PREDICTION - "How about a subtraction prediction with the 9 and 8" you say as you point to the face-up 9 and 8 (Fig. 27) on table. Someone subtracts 8 from 9 and calls out one. MAN picks up the ACE pile (Fig. 30), subtracts the values of the 2 cards (2 minus 1), and calls out one. A THIRD PARTY picks up the 7 pile (Fig. 30), subtracts the values of the 2 cards (7 minus 6), and calls out one. The subtraction prediction is correct. You should stop here, but if you wish to continue read on. If you wish to continue, take the cards that MAN and THIRD PARTY are holding, and discard them to your pocket.

Matchalot By Howard Adams

Howard Adams

23

Matchalot Mentalism

Leaping Lizards Magic.com Free Sample

Copyright, 2008

COMBINED PREDICTION - "How about a combined prediction involving ADDITION, MULTIPLICATION, and SUBTRACTION" you say. LADY is still holding 3 face-down cards. Point to the face-up 9 and 8 on table. Someone totals their values and calls out 17. This is the new prediction number that everyone should remember. To select 2 cards LADY spells S-E-V-E-N-T-E-E-N aloud, moving a card from top to bottom of her packet as each letter is recited. She tosses the top 2 cards (5 and 4) face up on table and side by side. Point to the 5 and 4 saying "how much is 5 times 4. Someone says 20. LADY still holds a single card. She reveals that card, and it is a 3. You say "and 20 minus 3 is how much"? They all say 17. The combination prediction is correct.

ELEVENINE

This is a triple prediction effect that is oh so very easy to do. Stack 8 different cards of mixed suits in this order-8-6-4-9-A-3-7-2. The 8 is the top card of the face-down stack resting on table. ACE counts as one. A sealed white 4 by 6 envelope, and a marking pen are also needed.

Fig. 31



TO BEGIN - LADY cuts packet, completes the cut, picks packet up and holds it face down in dealing position. Announcing a double prediction, pick up envelope and print the words ELEVEN, NINE on one side of envelope as in Fig. 31. Place envelope on table with prediction side up. Point to the word ELEVEN on envelope. To select 2 cards, LADY spells E-L-E-V-E-N aloud, moving a card from top to bottom of packet as each letter is recited. She turns the top 2 cards of packet face up as a unit, and leaves them face up on top of packet. Now point to the word NINE on envelope. To select 2 more cards, LADY spells N-I-N-E aloud, moving a card from top to bottom of packet as each letter is recited. She turns the top 2 cards of packet face up as a unit and leaves them there.

From the top of this packet she deals all the cards, one at a time and alternately (left, right, left, right, etc.) into 2 piles onto table. Face-down cards are dealt face down, while the face-up cards are dealt face up. The top card of each pile will be face down. Point to the 2 piles on table, and ask LADY on which pile she would like you to write a THIRD PREDICTION. On the back of the top card of the pile that she selects, write the prediction number 36. Turn that pile over as a unit onto table to conceal this prediction.

Matchalot By Howard Adams

Howard Adams

24

Matchalot Mentalism

Leaping Lizards Magic.com Free Sample

Copyright, 2008

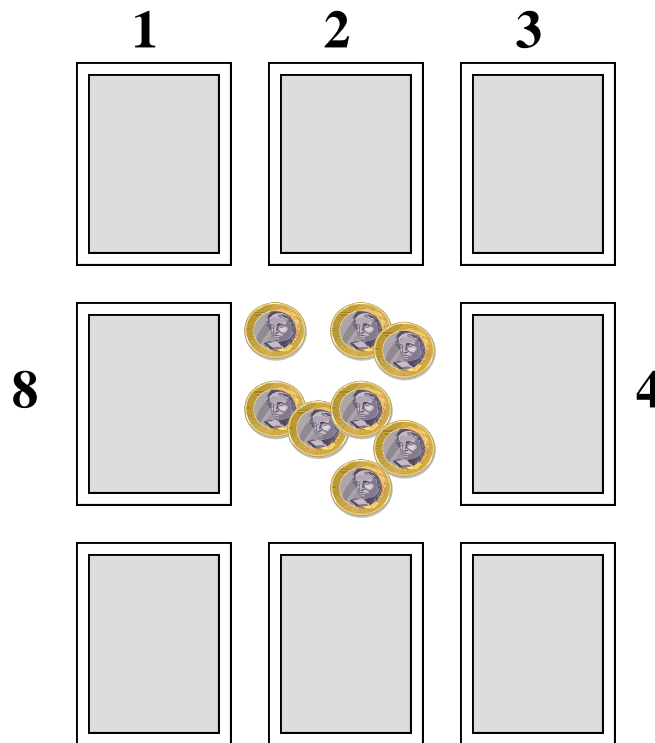
At this time we are only concerned with the 2 predictions of 11 and 9 on envelope. Spread apart each pile on table exposing the 2 face-up cards. Someone totals the face-up cards in each pile and calls out the totals 9 and 11 which match your predictions on envelope. After this revelation turn envelope over so blank side is up.

Close up each spread into a packet and then turn each packet over onto table. One packet has the prediction 36 on the back of its top card. Spread apart each pile on table exposing 2 new face-up cards. Someone multiplies the values of the 2 face-up cards in one pile, and calls out the result which could be 8. You write 8 on envelope. Someone then multiplies the values of the 2 face-up cards in the other pile, and calls out the result which could be 28. You write 28 on envelope. Add the 2 numbers (8+28). The total is 36, which matches your third prediction on back of card. No matter what cards are multiplied, the total of their results will always be 36.

PILOCOINS

A pile of coins on table predicts the selections of various cards. Stack 8 different cards of mixed suits in this order-8-6-3-4-5-7-2-A. The 8 is the top card of the face-down stack resting on table. ACE counts as one. Place a quarter, 16 pennies, and a nickel in a mixed stack on table.

Fig. 32



Matchalot By Howard Adams

Howard Adams

25

Matchalot Mentalism

Leaping Lizards Magic.com Free Sample

Copyright, 2008